

## NEW CANDIDATE REGISTRATION

### Steps to apply online

- Apply for Online Registration
- Fill Online Application Form
- Upload Scanned Photo & Signature
- Pay Examination Fee
- Download Confirmation Page

Application Form :

APPLY

## ONLY REGISTERED CANDIDATES SIGN IN

Application Form :

Application No :

Password :

Enter Security Pin :

Security Pin :

SIGN IN

[Forgot Password ?](#)

[Forgot Application No ?](#)

Registration

Application Form

Image Upload

Fee Payment

## Instructions and Procedure for online submission of Application Form

[Download Information Bulletin](#)

1. Please read the instructions, procedure and Information Bulletin carefully before you start filling the Application Form.
2. Candidate can apply for CMAT - 2019 'ON-LINE' only through official website of CMAT (www.ntacmat.nic.in).
3. Please ensure your eligibility as per the criteria laid down for CMAT.
4. **Examination Fees**

The fee (in Indian Rupees) for **CMAT 2019** is as follows:

EXAMINATION FEE DETAIL		
Apply For	(General/OBC)	(SC/ST/PwD with more than 40% disability/Girls/Transgender)
Fee payable for CMAT - 2019	Rs. 1400	Rs. 700
Service Charges & Service Taxes (as applicable) will be charged extra by the Bank		

5. The fee is to be submitted through SBI MOPS using Net Banking/Debit/Credit Card/e-Challan facility.

### 6. **Application Procedure: Steps to be followed to apply online**

**Step 1: Registration for Online Application Form** and note down system generated **Application Number**. The candidate should supply all the details while filling the Online Application Form and is also required to create PASSWORD and choose Security Question and enter his/her Answer. After successful submission of the personal details, Application number will be generated and it will be used to complete the remaining Steps of the Application Form and will also be required for all future correspondence. For subsequent logins, candidate will be able to login directly with the respective system generated **Application Number** and created **Password**.

**Step 2: Complete the Application Form** Candidate can login with the system generated Application Number and created Password for completing the Application Form.

**Step 3: Upload Scanned Images of Candidate Photograph and Candidate Signature :**

1. Scanned photograph and signature should be in JPG/JPEG format.
2. Size of scanned photograph should be between 10 kb to 200 kb.
3. Size of scanned signature should be between 4 kb to 30 kb.
4. **The photograph should be coloured or black/white (but clear contrast).**

**Note :** Upload the correct Photograph and Signature as the facility for correction in images will not be given.

**Step 4: Pay Examination Fee by SBI MOPS (Net Banking/Debit/Credit Card/e-Challan) :**

Payment by Debit/Credit Card/Net Banking/e-Challan: The candidate has to select Debit/Credit Card/Net Banking option to pay the application fee and follow the online instruction to complete the payment of fee. After successful payment, candidate will be able to print the Confirmation Page. In case the Confirmation Page is not generated after payment of fee then the transaction is cancelled and amount will be refunded to the candidate's account. However the candidate has to make another transaction, in case the Confirmation Page is not generated.

5. The fee is to be submitted through SBI MOPS using Net Banking/Debit/Credit Card/e-Challan facility.

6. **Application Procedure: Steps to be followed to apply online**

**Step 1: Registration for Online Application Form** and note down system generated **Application Number**. The candidate should supply all the details while filling the Online Application Form and is also required to create PASSWORD and choose Security Question and enter his/her Answer. After successful submission of the personal details, Application number will be generated and it will be used to complete the remaining Steps of the Application Form and will also be required for all future correspondence. For subsequent logins, candidate will be able to login directly with the respective system generated **Application Number** and created **Password**.

**Step 2: Complete the Application Form** Candidate can login with the system generated Application Number and created Password for completing the Application Form.

**Step 3: Upload Scanned Images of Candidate Photograph and Candidate Signature :**

1. Scanned photograph and signature should be in JPG/JPEG format.
2. Size of scanned photograph should be between 10 kb to 200 kb.
3. Size of scanned signature should be between 4 kb to 30 kb.
4. **The photograph should be coloured or black/white (but clear contrast).**

**Note :**Upload the correct Photograph and Signature as the facility for correction in images will not be given.

**Step 4: Pay Examination Fee by SBI MOPS (Net Banking/Debit/Credit Card/e-Challan) :**

Payment by Debit/Credit Card/Net Banking/e-Challan: The candidate has to select Debit/Credit Card/Net Banking option to pay the application fee and follow the online instruction to complete the payment of fee. After successful payment, candidate will be able to print the Confirmation Page. In case the Confirmation Page is not generated after payment of fee then the transaction is cancelled and amount will be refunded to the candidate's account. However the candidate has to make another transaction, in case the Confirmation Page is not generated.

7. **Important Instructions about PASSWORD**

During registration, candidate will be required to choose PASSWORD and Security Question and its Answer. Candidate is advised to remember his/her password for all future logins.

The Password must be as per the following Password policy.

1. Password must be 8 to 13 character long.
2. Password must have at least one Upper case alphabet.
3. Password must have at least one Lower case alphabet.
4. Password must have at least one numeric value.
5. Password must have at least one special characters eg.!@#%&\*^-

For subsequent logins, candidate will be able to login directly with his/her respective system generated Application Number and the chosen Password.

Candidate is advised not to disclose or share his/her password with anybody. Neither NTA nor NIC will be responsible for violation or misuse of the password of a candidate.

Candidate can change his/her passwords after login, if desired.


Candidate should remember to log out at the end of his/her session so that the particulars of the candidate cannot be tampered or modified by unauthorized persons.

8. **How to reset your Password :** The following options are available to reset Password

1. Using Security Question & its Answer you chosen during Form filling .
2. Using a verification code sent via text message (SMS) to your Registered Mobile No.
3. Using a reset link sent via Email to your Registered Email address.

9. The Application Number printed on the computer generated Confirmation Page must be mentioned in all such correspondences. It is therefore essential to note down the application number printed on the Confirmation Page.

**NOTE.** Please fill the Application Form carefully as the facility for Correction will not be given.

**I have downloaded Information Bulletin, read and understood all the instructions.** 

[Click here to Proceed](#)

## Registration Form

### Personal Details

Candidate's Name : Amit Tyagi

Father's Name : Mahesh Tyagi

Mother's Name : Sunita

Date of Birth: 01 ▾ January (01) ▾ 1996 ▾

Type of Identification : Student Id ▾

Gender : Male ▾

Student Id: 123456

### Contact Details

Address: Delhi

Locality(Optional): Delhi

City/Town/Village: Delhi

State: DELHI

District: CENTRAL DELHI

Pin Code: 110053

Email Address: amittyagi@gmail.com

Mobile Number (+91): 9876875858

STD code with Telephone No (Optional):

### Choose Password

Password: .....

Confirm Password: .....

Security Question: Which is the website you rar ▾

Security Answer: ....

## Review Page - Online Registration Form

Review the following particulars carefully. If you would like to change any particulars entered, you may do so by pressing 'EDIT REGISTRATION FORM' button or press 'FINAL SUBMIT' button for final submission.

### Personal Details

Candidate's Name: **AMIT TYAGI**      Father's Name: **MAHESH TYAGI**  
Mother's Name: **SUNITA**      Date of Birth: **01-01-1996**  
Type of Identification: **Student Id**      Gender : **Male**  
Student Id: **123456**

### Contact Details

Address: **Delhi**      Locality(Optional): **Delhi**  
City/Town/Village: **Delhi**      State: **DELHI**  
District: **CENTRAL DELHI**      Pin Code: **110053**  
Email Address: **amittyagi@gmail.com**      Mobile Number (+91) : **9876875858**  
STD code with Telephone No(Optional): **--**

### Account Details

Security Question: **Which is the website you rarely visit ?**

Security Answer: **(Not shown due to security reasons)**

Password: **(Not shown due to security reasons)**


### Parameters checklist to be verified

Kindly verify all the parameters listed below very carefully. Once submitted Application Form finally, no option will be provided for correction in any parameters.

I have verified :  My Name     Father Name     Mother Name     Date of Birth     Gender     Address  
 Mobile Number     Email ID

### Declaration

I hereby declare that all the particulars given by me in this form are true to the best of my knowledge and belief and any mistake / misinformation, detected at the time of admission or at any stage in future, result in the cancellation of admission. I have read and understood the procedures. I shall abide by terms and conditions thereon.

I Agree 

 **EDIT REGISTRATION FORM**

**FINAL SUBMIT** 

Welcome : **Amit Tyagi**

Application No : **190110000043**

Registration 

Application Form

Upload Image

Fee Payment

Step 1 View Registration Form

Step 2 Complete Application Form

Step 3 Upload Images

Step 4 Pay Examination Fee

### Application Status

Registration Form	Completed
Application Form	Incomplete
Image Uploaded	Incomplete
Application Fee payment	Incomplete

You have Completed **Registration Form**. Please note down the Application Number for future references.

**Application Number: 190110000043**

Fill the Complete Application Form by clicking on button as shown below.

[Complete Application Form](#)

Registration



Application Form



Upload Image



Fee Payment

## Personal Details

Candidate's Name:

Father's Name:

Mother's Name:

Date of Birth:

Gender:

State of Residence :

Category:

Person with Disability (PwD) with more than 40% disability:

Type of Disability:

Whether you need scribe reader ? :

Disability category for Scribe facility:

Nationality :

Are You Diabetic?

## Apply For

Apply For:

1st Choice for Exam City:

2nd Choice for Exam City:

3rd Choice for Exam City:

4th Choice for Exam City:

## Details of Academic Qualification

Qualification	Pass Status	Name of Examination	Name of University	Year of Passing/Appearing	Result Mode	Marks Detail
Graduate	<input type="text" value="Passed"/>	<input type="text" value="Bachelor of Arts (BA)"/>	<input type="text" value="A.P.G.(Alakh Prakash Goyal) University, Village - Pujari, Shohgri Mehli Bypass Road, Near Panthaghata, Shimla-171009, Himachal Pradesh. (Private University)"/>	<input type="text" value="2018"/>	<input type="text" value="Percentage"/>	Obtained Marks : <input type="text" value="86"/> Total Marks : <input type="text" value="100"/> Marks (%) : <input type="text" value="86.00"/>

## Security Pin

Enter security pin (**case sensitive**) :

Security Pin :

RESET

SUBMIT

**Review Page - Online Application Form**

Review the following particulars carefully. If you would like to change any particulars entered, you may do so by pressing '**EDIT APPLICATION FORM DATA**' button or press '**FINAL SUBMIT**' button for final submission.

## Personal Details

Candidate's Name: **AMIT TYAGI**Father's Name: **MAHESH TYAGI**Mother's Name: **SUNITA**Date of Birth: **01-01-1996**Gender: **Male**State of Residence : **ASSAM**Category: **General**Person with Disability (PwD) with more than 40% disability: **Yes**Type of Disability: **Autism, intellectual disability, specified learning disability and mental illness**Whether you need scribe reader ? : **Yes**Disability category for Scribe facility: **Blindness**Nationality : **Indian**Are You Diabetic? **Yes**

## Apply For

Apply For: **CMAT 2019**1st Choice for Exam City: **AHMEDABAD (GUJARAT)**2nd Choice for Exam City: **AMRAVATI (MAHARASTRA)**3rd Choice for Exam City: **ANAND (GUJARAT)**4th Choice for Exam City: **BAREILLY (UTTAR PRADESH)**



## Apply For

Apply For: **CMAT 2019**1st Choice for Exam City: **AHMEDABAD (GUJARAT)**2nd Choice for Exam City: **AMRAVATI (MAHARASTRA)**3rd Choice for Exam City: **ANAND (GUJARAT)**4th Choice for Exam City: **BAREILLY (UTTAR PRADESH)**

## Details of Academic Qualification

Qualification	Pass Status	Name of Examination	Name of University	Year of Passing/Appearing	Result Mode	Marks Detail
Graduate	Passed	Bachelor of Arts (BA)	A.P.G.(Alakh Prakash Goyal) University, Village – Pujarli, Shohgi Mehli Bypass Road, Near Panthaghati, Shimla-171009, Himachal Pradesh. (Private University)	2018	Percentage	Obtained Marks : <b>86</b> Total Marks : <b>100</b> Marks (%) : <b>86</b>

## Parameters checklist to be verified

Kindly verify all the parameters listed below very carefully. Once submitted Application Form finally, no option will be provided for correction in any parameters.

I have verified :  My Name  Father Name  Mother Name  Date of Birth  Gender  Category  
 Person with Disability (PwD)  Examination Cities  Educational Details

## Declaration

I hereby declare that all the particulars given by me in this application form are true to the best of my knowledge and belief and any mistake / misinformation, detected at the time of admission or at any stage in future, will result in the cancellation of admission. I have read and understood the procedures of the Application Form. I shall abide by terms and conditions thereon.

 I Agree[← EDIT APPLICATION FORM DATA](#)[FINAL SUBMIT →](#)


Home

Change Password

Logout

Welcome : AMIT TYAGI

Application No : 190110000043

Registration 

Application Form 

Upload Image

Fee Payment

Step 1 View Registration Form

Step 2 View Application Form

Step 3 Upload Images

Step 4 Pay Examination Fee

#### Application Status

Registration Form	Completed
Application Form	Completed
Image Uploaded	Incomplete
Application Fee payment	Incomplete

**You have completed step 2 of Online Application Form.**

If you want to edit filled Application Form then click '**Edit Application Form**' button shown below. Otherwise proceed for uploading of scanned images by clicking '**Upload Images**' button to complete step 3. After uploading of images, you will not be able to edit the filled Application Form data.

**Application Number: 190110000043**

Edit Application Form

Upload Images

Registration Application Form Upload Image 





Fee Payment

## Upload Scanned Files


Please upload the following Scanned Files carefully in JPG format only.

1. Photograph: Size must be between 10KB to 200KB.

2. Signature: Size must be between 4KB to 30KB.

S.N	Type of File	Preview	Display
1	Photograph	<input type="button" value="Choose File"/> photoo.jpg 	
2	Signature	<input type="button" value="Choose File"/> signature.jpg 	

## Security Pin

Enter Security Pin (case sensitive) : Security Pin :  I have verified Uploaded Images carefully 

Welcome : **AMIT TYAGI**

Application No : **190110000043**

Registration 

Application Form 

Upload Image 

Fee Payment

Step 1 [View Registration Form](#)

Step 2 [View Application Form](#)

Step 3 [View Uploaded Images](#)

Step 4 [Pay Examination Fee](#)

### Application Status

Registration Form	Completed
Application Form	Completed
Image Uploaded	Completed
Application Fee payment	Incomplete

You have completed step 3 of Application Form for Common Management Admission Test.  
The processing of application form will be completed only after the payment of fee.

**You are required to pay the fee Rs. 700/- .**

**Application Number: 190110000043**

[Edit Application Form](#)

[Pay Examination Fee Rs. 1 /-](#)

[Edit Uploaded Images](#)

[Home](#) [Change Password](#) [Logout](#)


Welcome : AMIT TYAGI

Application No : 190110000043

Registration 

Application Form 

Upload Image 

Fee Payment 

Mode of Payment

**Activity :** Examination Fee Payment

Select Mode of Payment

**Online Payment**

**PROCEED FOR PAYMENT**

**Note:** Examination fee can be deposited through Debit/Credit Card/Net Banking/e-Challan

Welcome : AMIT TYAGI

Application No : 190110000043

Registration ✓

Application Form ✓

Upload Image ✓

Fee Payment

Step 1 View Registration Form

Step 2 View Application Form

Step 3 View Uploaded Images

Step 4 Pay Examination Fee

### Application Status

Registration Form	Completed
Application Form	Completed
Image Uploaded	Completed
Application Fee payment	Incomplete

You have completed step 3 of Application Form for Common Management Admission Test.  
The processing of application form will be completed only after the payment of fee.

**You are required to pay the fee Rs. 700/- .**

**Application Number: 190110000043**

[Edit Application Form](#)

[Pay Examination Fee Rs. 700 /-](#)

[Edit Uploaded Images](#)

Welcome : **AMIT TYAGI**

Application No : **190110000043**

Registration 

Application Form 

Upload Image 

Fee Payment 

 Step 1 View Registration Form

 Step 2 View Application Form

 Step 3 View Images

 Step 4 View Fee Receipt

[Download Confirmation Page](#)

### Application Status

Registration Form	Completed
Application Form	Completed
Image Uploaded	Completed
Application Fee payment	Completed

You have completed all the steps of online Application Form for Common Management Admission Test and paid the fee. Now download the confirmation page.

**Application Number: 190110000043**

Common Management Admission Test  
(CMAT)-2019  
Confirmation Page

<b>Application No.</b>	<b>190110000043</b>		-
------------------------	---------------------	---	---

DO NOT SEND THIS PAGE TO BOARD.

CANDIDATE IS REQUESTED TO RETAIN THE PRINTOUT OF CONFIRMATION PAGE FOR FUTURE REFERENCE.

**Personal Details**

Candidate's Name	AMIT TYAGI	Date of Birth	01-01-1996
Mother's Name	SUNITA	Category	General
Father's Name	MAHESH TYAGI	Gender	Male
Person with Disability (PwD) with more than 40% disability	Yes	Type of Disability	Autism, intellectual disability, specified learning disability and mental illness
Whether you need scribe reader ?	YES	Disability category for Scribe facility	Blindness
Nationality	Indian	State of Residence	ASSAM
Are You Diabetic?	YES		

**Apply For**

Apply For	CMAT 2019	1st Choice for Exam City	AHMEDABAD
2nd Choice for Exam City	AMRAVATI	3rd Choice for Exam City	ANAND
4th Choice for Exam City	BAREILLY		

**Details of Academic Qualification**

Qualification	Pass Status	Name of Examination	Name of University	Year of Passing/Appearing	Result Mode	Marks Detail
Graduate	Passed	Bachelor of Arts (BA)	A.P.G.(Alakh Prakash Goyal) University, Village – Pujarli, Shohgi Mehli Bypass Road, Near Panthaghata, Shimla-171009, Himachal Pradesh. (Private University)	2018	Percentage	Obtained Marks: 86 Total Marks: 100 Percentage: 86

**Contact Details**

Address	DELHI	Locality	DELHI
City/Town/Village	DELHI	District	CENTRAL DELHI
State	DELHI	Pin Code	110053
Email Address	ami*****@gmail.com	Mobile Number (+91)	987****858
STD code with Telephone No	-		



**Details of Academic Qualification**

Qualification	Pass Status	Name of Examination	Name of University	Year of Passing/Appearing	Result Mode	Marks Detail
Graduate	Passed	Bachelor of Arts (BA)	A.P.G.(Alakh Prakash Goyal) University, Village – Pujarli, Shohgi Mehli Bypass Road, Near Panthaghati, Shimla-171009, Himachal Pradesh. (Private University)	2018	Percentage	Obtained Marks: 86 Total Marks: 100 Percentage: 86

**Contact Details**

Address	DELHI	Locality	DELHI
City/Town/Village	DELHI	District	CENTRAL DELHI
State	DELHI	Pin Code	110053
Email Address	ami*****@gmail.com	Mobile Number (+91)	987****858
STD code with Telephone No	--		

**Fee Payment Details**

Payment Mode:	Pay through SBI(MOPS)	Transaction ID:	IGAERFCCZ6
Exam Fee:	1/-	Date of Transaction:	31/10/2018 18:57:03
Fee Submitted On:	31/10/2018		

**DECLARATION**

I hereby declare that all the particulars stated in this application form are true to the best of my knowledge and belief. I have read and understood the Board procedures. I shall abide by the terms and conditions thereon.

**Images Uploaded by Candidate****Photograph****Signature****List of Document Uploaded**

Photograph, Signature

**Date of Printing : 31/10/2018 06:51:58 PM**